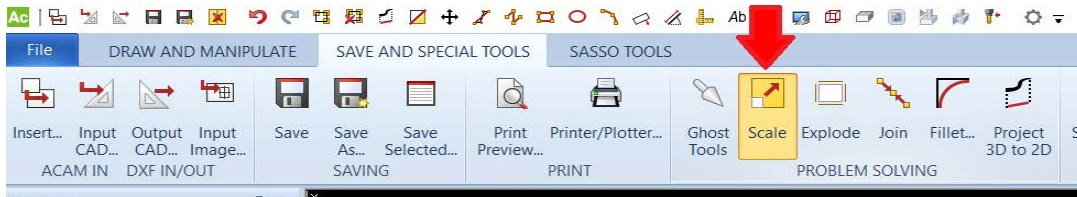


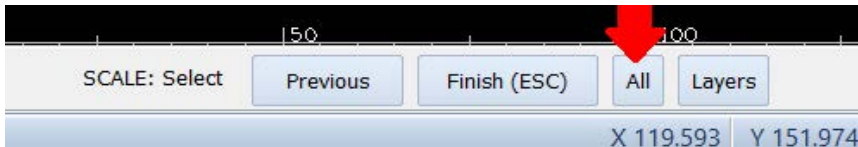


# HOW TO SCALE FROM MILLIMETERS TO INCHES IN ALPHACAM

1. Under the SAVE AND SPECIAL TOOLS tab select Scale.

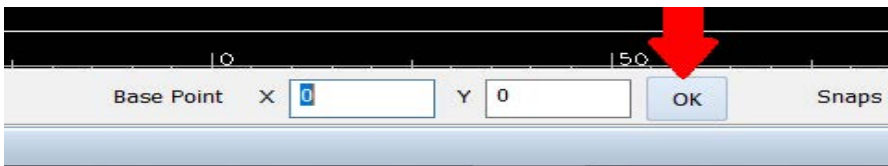


2. To scale the entire drawing, select All at the bottom of the window then click finish.

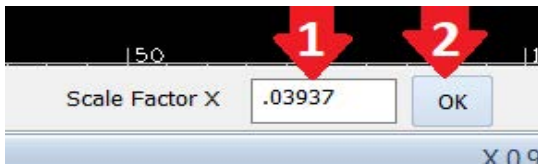


• If you only want to scale individual parts, select them with the mouse by left-clicking on them and then right-click when finished.

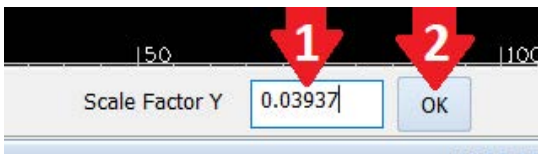
3. Click OK at the bottom of the screen to select the Base Point of 0,0.



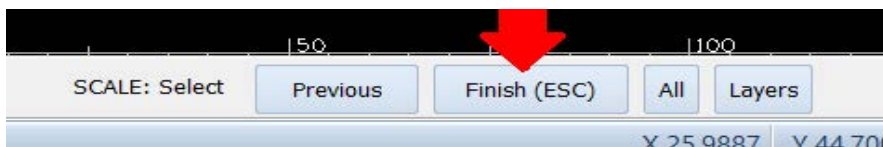
4. Type 0.03937 or alternatively 1/25.4 for Scale Factor X, then click OK.



5. Type 0.03937 or alternatively 1/25.4 for Scale Factor Y, then click OK.



6. Right-click anywhere on the screen or click finish at the bottom of the screen to finish and exit the scale tool.



7. Check your dimensions to verify that they are correct.